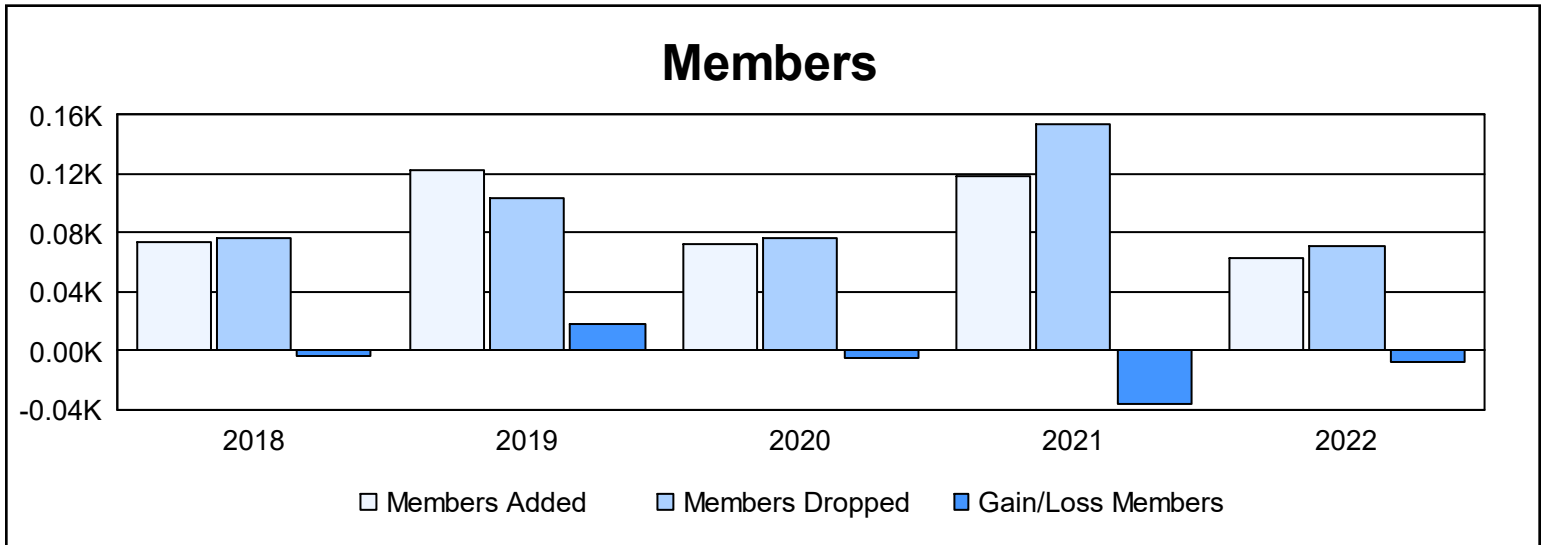
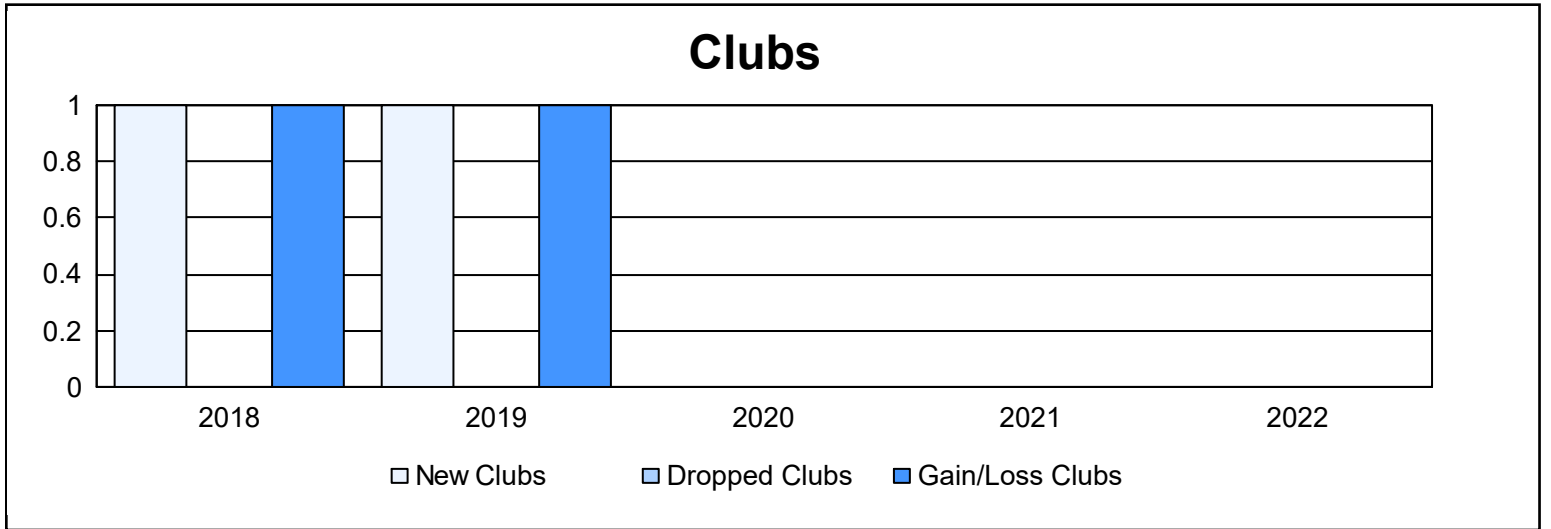
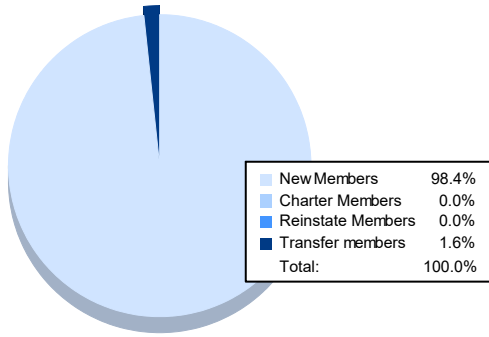


| Year           | New Clubs | Dropped Clubs | Gain/ Loss Clubs | New Members | Charter Members | Reinstate Members | Transfer Members | Total Member Added | Total Members Dropped | Gain/ Loss Members |
|----------------|-----------|---------------|------------------|-------------|-----------------|-------------------|------------------|--------------------|-----------------------|--------------------|
| 2017-2018      | 1         | 0             | 1                | 48          | 26              | 0                 | 0                | 74                 | 77                    | -3                 |
| 2018-2019      | 1         | 0             | 1                | 90          | 26              | 2                 | 4                | 122                | 104                   | 18                 |
| 2019-2020      | 0         | 0             | 0                | 70          | 1               | 0                 | 1                | 72                 | 77                    | -5                 |
| 2020-2021      | 0         | 0             | 0                | 30          | 10              | 78                | 0                | 118                | 154                   | -36                |
| 2021-2022      | 0         | 0             | 0                | 62          | 0               | 0                 | 1                | 63                 | 71                    | -8                 |
| <b>Average</b> | <b>0</b>  | <b>0</b>      | <b>0</b>         | <b>60</b>   | <b>13</b>       | <b>16</b>         | <b>1</b>         | <b>90</b>          | <b>97</b>             | <b>-7</b>          |



### Membership Composition June 2022 Cumulative



### Gender Composition June 2022 Cumulative

